



District Report Card: 2017


State: Odisha	District: Nuapada
Class: 5	Subject: Language
Schools: 50	Students: 888


Participation/Coverage


Students

<div>GENDER</div> <div></div>	Boys				Girls			
	Number		%		Number		%	
	412		46.40		476		53.60	

<div>AREA</div> <div></div>	Rural				Urban			
	Number		%		Number		%	
	888		100.00		0		0.00	

<div>CATEGORY</div> <div></div>	SC		ST		OBC		GEN	
	Number	%	Number	%	Number	%	Number	%
	144	16.22	401	45.16	333	37.50	10	1.13

<div>CWSN</div> <div></div>	LD	VI	HI	S&LD	ID	Oth
	1	3	0	0	3	18

<div>Management</div> <div></div>	Government				Government-aided			
	Number		%		Number		%	
	888		100.00		0		0.00	

Average Performance of Students in Language (%)

Overall	Gender		Area		Management		Social Group			
	Male	Female	Rural	Urban	Govt.	Aided	SC	ST	OBC	GEN
47.98	47.17	48.68	47.98	0.00	47.98	0.00	46.02	48.26	48.19	58.00

Performance on Learning Outcomes (LOs)

Learning Outcomes	Description	Average Performance(%)
L504	Reads and comprehends independently storybooks, news items/ headlines, advertisements etc.	44.05
L508	Reads text with comprehension, locates details and sequence of events	49.94

Range of Performance of Students who Answered Correctly							
Below 30%		30% - 50%		50% - 75%		Above 75%	
Number	%	Number	%	Number	%	Number	%
174	19.59	326	36.71	296	33.33	92	10.36

Lowest Performing Learning Outcomes (LOs)

- 1 - Reads and comprehends independently storybooks, news items/ headlines, advertisements etc. (44.05)
- 2 - Reads text with comprehension, locates details and sequence of events (49.94)